



Putzmeister



Thom-Katt®

Trailer-Mounted Concrete/Shotcrete/Grout Pumps

Big power and performance in compact packages

We took our big-boom-pump expertise and applied it to our Thom-Katt® trailer-mounted pumps for shotcrete, concrete and grout pumping. You see the results in powerful performance and rugged reliability. Depend on them to pump a variety of materials, handle the harshest mixes, and tackle difficult applications with ease.

Choose from a wide range of outputs and pressures, from the TK 7 low-output unit, to the TK 70 high-output, low-pressure system. A variety of options are available to customize units for your specific needs.

To enhance performance, you can add accessories: hoses and couplings, nozzles, dosing pumps, reducers and pipeline, clamps, water booster pumps, pumping agents, and special accessories.

More Thom-Katt units are used in the United States than any other brand of small to mid-sized trailer pumps. Engineered in America for more than 30 years, and continually enhanced through our lasting commitment to product excellence, they'll deliver all you expect from a leader in concrete pump technology.

- **Easy filling and operation**
- **Inexpensive maintenance**
- **Fast setup**
- **Smooth pumping**
- **Simple cleanup**
- **Long-term dependability**



Thom-Katt series




Ideal for Larger Aggregate Concrete Pumping and Shotcrete Applications

- **Specially designed hopper**
- **Proven reliable S-Valve**
- **Electric cycling**
- **High-strength trailer**

Putzmeister Thom-Katt trailer pumps are ideal for concrete pumping and wet-process shotcrete applications. With rugged construction and an angled hopper design, they handle the rigors of any jobsite. High-pressure operation lets you pump material over long distances.

The Thom-Katt hydraulic S-Valve is ideal for pumping larger-aggregate materials. It lets you reverse the stroke to relieve pressure from plugs or when pumping difficult low-slump or fiber mixes. The material cylinders and variable, smooth hydraulics allow precise control at low output for specialized applications. You can maintain substantial output pressure when reducing to smaller-diameter conveying lines.



Stronger

Count on our reliable S-Valve for strong, long-lasting performance. A gradual reduction from the hard-chromed material cylinders to the outlet ensures even flow and longer life. Few wear parts, a single seal surface and hard-faced S-Valve and wear ring mean lower operating and replacement costs.



Tougher

Gulp down the toughest mixes in our specially designed hopper. Its dynamic shape eliminates hard-to-clean areas, so a steady flow can funnel down the angled hopper sides. Cleanup is a breeze. (N/A – TK 7, TK 20)



Wider

Work longer and access any job with a bigger fuel tank on our wide, high-strength trailer, built for maximum towing stability and increased ground clearance. (N/A – TK 7)



Smoother

Run smooth with twin-shifting cylinders, providing more precise shifting of the splined shaft S-Valve, reduced shock in the system, and less line surge. The ball-and-socket design has fewer parts for easy maintenance and long life. (N/A – TK 7, TK 20)



Safer

The control box provides for real-time presentation of pump information, diagnostics and an emergency run mode. This feature allows the operators to make sure their pump is operating at peak performance. As always, depend on electric cycling for reversibility at any point in the stroke and to relieve line pressure.



Easier

Discover the convenience of our simple and highly reliable hydraulic control system. Mounted on a compact block atop the hydraulic tank, it offers easy access and lets you service the pump without draining the oil tank. (N/A – TK 7)

Thom-Katt specifications



Thom-Katt Series — Tier 3



Thom-Katt Series — Tier 4 Final

	TIER 4 INTERIM		
	TK 7	TK 20	TK 40
Performance			
Maximum volume output †	7 yd ³ /hr (4.6m ³ /hr)	17 yd ³ /hr (13m ³ /hr)	40 yd ³ /hr (30m ³ /hr)
Maximum concrete pressure	1,240 psi (85 bar)	2,015 psi (139 bar)	1,150 psi (79 bar)
Maximum aggregate size	0.75" (19mm)	1.00" (25mm)	1.50" (38mm)
Technical Information			
Material cylinders	2" x 24" (51x610mm)	4.5" x 30" (114x762mm)	6" x 39" (150x1,000mm)
Maximum strokes per minute	36	31	31
Variable volume control	0 to full	0 to full	0 to full
S-Valve (cast)	3" x 3" (76x76mm)	4.5" x 4" (114x100mm)	6" x 5" (150x125mm)
Number of shift cylinders	1	1	2
Hydraulic tank capacity	28 gal (105L)	46 gal (175L)	46 gal (175L)
Hopper height	42.1" (1,070mm)	49" (1,245mm)	49" (1,245mm)
Hopper capacity	7.8 cu ft (220L)	9.5 cu ft (270L)	9.5 cu ft (270L)
Outlet diameter	3" HD (76mm)	4" HD (102mm)	5" HD (125mm)
Engine			
Manufacturer's model (all water-cooled except TK 20, TK 40)	TEFC Motor	Deutz TD2011L04i	Deutz TD2011L04i
Horsepower	30 hp (22kW)	68 hp (51kW)	68 hp (51kW)
Fuel tank capacity	–	22 gal (83L)	26 gal (98L)
Trailer			
Axle	–	Single	Single
Axle capacity	–	7,000 lbs (3,175kg)	7,000 lbs (3,175kg)
Tires/Load range	–	LT 235/85R16G	LT 235/85R16G
Brakes	–	Electric	Electric
Outriggers	–	Manual	Manual
Dimensions			
Length	87.4" (2.22m)	174" (4.42m)	191" (4.85m)
Width	37.2" (0.94m)	74.5" (1.89m)	74.5" (1.89m)
Height	54" (1.37m)	78" (1.98m)	78" (1.98m)
Weight (approx.)	2,360 lbs (1,070kg)	4,800 lbs (2,177kg)	5,600 lbs (2,540kg)

TIER 3 EXPORT		TIER 4 FINAL			
TK 50	TK 70	TK 40	TK 50	TK 60HP	TK 70
54 yd ³ /hr (41m ³ /hr)	74 yd ³ /hr (57m ³ /hr)	40 yd ³ /hr (30m ³ /hr)	54 yd ³ /hr (41m ³ /hr)	60 yd ³ /hr (46m ³ /hr)	74 yd ³ /hr (57m ³ /hr)
1,150 psi (79 bar)	1,130 psi (78 bar)	1,150 psi (79 bar)	1,150 psi (79 bar)	1,450 psi (100 bar)	1,130 psi (78 bar)
1.50" (38mm)	1.50" (38mm)	1.50" (38mm)	1.50" (38mm)	1.50" (38mm)	1.50" (38mm)
6" x 39" (150x1,000mm)	7" x 39" (180x1,000mm)	6" x 39" (150x1,000mm)	6" x 39" (150x1,000mm)	6" x 39" (150x1,000mm)	7" x 39" (180x1,000mm)
43	44	31	43	48	44
0 to full	0 to full	0 to full	0 to full	0 to full	0 to full
6" x 5" (150x125mm)	7" x 5" (180x125mm)	6" x 5" (150x125mm)	6" x 5" (150x125mm)	6" x 5" (150x125mm)	7" x 5" (180x125mm)
2	2	2	2	2	2
46 gal (175L)	46 gal (175L)	46 gal (175L)	44 gal (167L)	44 gal (167L)	44 gal (167L)
49" (1,245mm)	49" (1,245mm)	49" (1,245mm)	49" (1,245mm)	49" (1,245mm)	49" (1,245mm)
9.5 cu ft (270L)	9.5 cu ft (270L)	9.5 cu ft (270L)	9.5 cu ft (270L)	9.5 cu ft (270L)	9.5 cu ft (270L)
5" HD (125mm)	5" HD (125mm)	5" HD (125mm)	5" HD (125mm)	5" HD (125mm)	5" HD (125mm)
Deutz TCD2012L04m	Deutz TCD2012L04m	Deutz TD2.9L4	Cummins QSF3.8	Cummins QSF3.8	Cummins QSF3.8
100 hp (75kW)	100 hp (75kW)	74 hp (55kW)	100 hp (75kW)	130 hp (97kW)	100 hp (75kW)
26 gal (98L)	26 gal (98L)	26 gal (98L)	28 gal (105L)	28 gal (105L)	28 gal (105L)
Single	Single	Single	Single	Single	Single
7,000 lbs (3,175kg)	7,000 lbs (3,175kg)	7,000 lbs (3,175kg)	7,000 lbs (3,175kg)	7,000 lbs (3,175kg)	7,000 lbs (3,175kg)
LT 235/85R16G	LT 235/85R16G	LT 235/85R16G	LT 235/85R16G	LT 235/85R16G	LT 235/85R16G
Electric	Electric	Electric	Electric	Electric	Electric
Manual	Manual	Manual	Manual	Manual	Manual
191" (4.85m)	191" (4.85m)	191" (4.85m)	191" (4.85m)	191" (4.85m)	191" (4.85m)
74.5" (1.89m)	74.5" (1.89m)	74.5" (1.89m)	74.5" (1.89m)	74.5" (1.89m)	74.5" (1.89m)
90" (2.28m)	90" (2.28m)	81.5" (2.07m)	87" (2.21m)	87" (2.21m)	87" (2.21m)
6,200 lbs (2,810kg)	6,500 lbs (2,950kg)	6,000 lbs (2,720kg)	6,700 lbs (3,040kg)	7,000 lbs (3,175kg)	7,000 lbs (3,175kg)


† Optional electric versions have decreased output.

Maximum theoretical values listed. Maximum attainable distances depend on concrete mix design, pipeline diameter and specific job site conditions. Note: Max output and pressure can't be achieved simultaneously. Specifications subject to change without prior notice. Weights vary with options selected. Photos for illustrative purposes only. Refer to Putzmeister operational manual for safe and proper equipment operation.

Thom-Katt standard features

- Twin-shifting ball and socket cylinders (N/A – TK 7, TK 20)
- High performance diesel engine (N/A – TK 7)
- Protective engine cover
- Electric engine start/stop
- Variable displacement axial piston pump
- Long lasting fabric-reinforced piston cups (N/A – TK 7, TK 20)
- Variable volume (0 to full) – pump output
- Double hydraulic circuit w/accumulator
- Proximity sensors inside cylinders with Sure Stroke (N/A – TK 7, TK 20)
- Hydraulic level/temperature gauge
- Hydraulic oil cooler
- Proven reliable S-Valve with splined shaft
- Centralized hopper-mounted grease ports
- Hard-chromed material cylinders
- Rugged hopper
- Hydraulic remixer/agitator (std on TK 20, TK 70)
- Hopper grate
- Hopper cut-out device
- Accessible heavy-duty hinged clean out hopper door
- Fully-enclosed weatherproof control panel
- Emergency stop button with light
- Convenient stroke change switch
- Manual stroke change kit
- 3-function remote control — start, stop, reverse and E-stop w/100 ft (30m) cable
- Hour meter/tachometer (with diesel)
- Highway-rated trailer with torsion axle, electric brakes, durable fenders and running lights (N/A – TK 7)
- 2" ball hitch (N/A – TK 7)
- Heavy-duty manual rear outriggers (N/A – TK 7)
- Front jack stand (N/A – TK 7)
- 12,000 lb heavy-duty jack stand (N/A – TK 7)
- High quality paint finish

REFRACTORY LINING



POOLS




CURVED SURFACES/ UNIQUE SHAPES



Thom-Katt options *Consult factory for more options*

- 13 cu ft (368L) detachable mixer (TK 20 only)
- Dosing Pumps (NA- TK 70)
- Hydraulic remixer/agitator (std on TK 20, TK 70)
- Electric version - 460V, 60Hz, 3-phase (note: electric versions have decreased output)
- Special voltages
- Skid-mounted with angled flatpack and hopper bib for truck mounting (N/A – TK 7, TK 20)
- Forklift skid-mounted with horizontal flatpack and fork pockets
- Tandem axle trailer (N/A – TK 7, TK 20)
- Hydraulic rear outriggers (N/A – TK 7)
- High pressure water pump for clean out/ hydraulic drive (N/A – TK 7)
- 3-function wireless remote control at 1,000 ft (305m) range — start, stop, reverse, E-stop
- 4-function wireless remote control at 1,000 ft (305m) range - start, stop, reverse, throttle, E-stop (N/A – TK 7)
- 5-function wireless remote control at 1,000 ft (305m) range - start, stop, reverse, throttle, volume, E-stop (N/A – TK 7)
- Automatic lubrication system with timer
- 2-5/16" ball hitch (N/A – TK 7)
- 3" Lunette eye (N/A – TK 7)
- Hydraulic surge brakes (N/A – TK 7, TK 20)
- Automatic reverse hydraulic brake lockout (N/A – TK 7, TK 20)
- Aluminum wheels (N/A – TK 7)
- Special paint schemes



World of applications

Industries

- Civil
- Refractory
- Underground
- Masonry
- Repair and Restoration

Applications

- Concrete pumping
- Shotcrete
- Block fill
- Pools
- Compaction grouting
- Bridge repair
- Curved surfaces/
unique shapes
- Refractory lining
- Tanks
- Masonry grouting
- Stem walls
- Patios
- Homes
- Dam repair
- Parking garage repair
- Sidewalks
- Precast toppings
- Auger cast pilings
- Sprayed castables
- Geotechnical grouting

Genuine Putzmeister Parts

Not all parts are created equal. Putzmeister offers longer lasting, better performing parts under increased wear conditions. Our in-stock inventory includes more than 20,000 parts totaling more than \$40 million dollars. This means greater savings and less downtime.

Customer Support and Service

Putzmeister proudly offers a dedicated Customer Support Group to provide assistance, answer questions, and help you order parts. Count on 24/7 support from Putzmeister's highly trained technical support team to keep your equipment operating smoothly.

Parts Orders, Services & Customer Support

7 am – 7 pm CST
(800) 890-0269

Save and Earn with Advantage Rewards

As a member of our coveted loyalty program, you will find outstanding value on parts purchases. The Advantage Rewards Program offers savings on quality parts, and allows you to earn credit toward future orders with each qualifying purchase.

Learn more at PutzmeisterAmerica.com, and speak with your regional parts representative to sign up today.



Canada's Exclusive Putzmeister Dealer

Toronto: 1810 Meyerside Dr., Mississauga, ON L5T 1B4 **416.749.2843**
Montreal: 1855 Rue Cunard, Laval, QC H7S 2C7 **514.884.0076**
Fax: 647.776.3122 | sales@cancrete.ca | www.cancrete.ca



Putzmeister America, Inc.
1733 90th Street
Sturtevant, WI 53177 USA

Phone (262) 886-3200
Toll-free (800) 884-7210
Fax (262) 884-6338