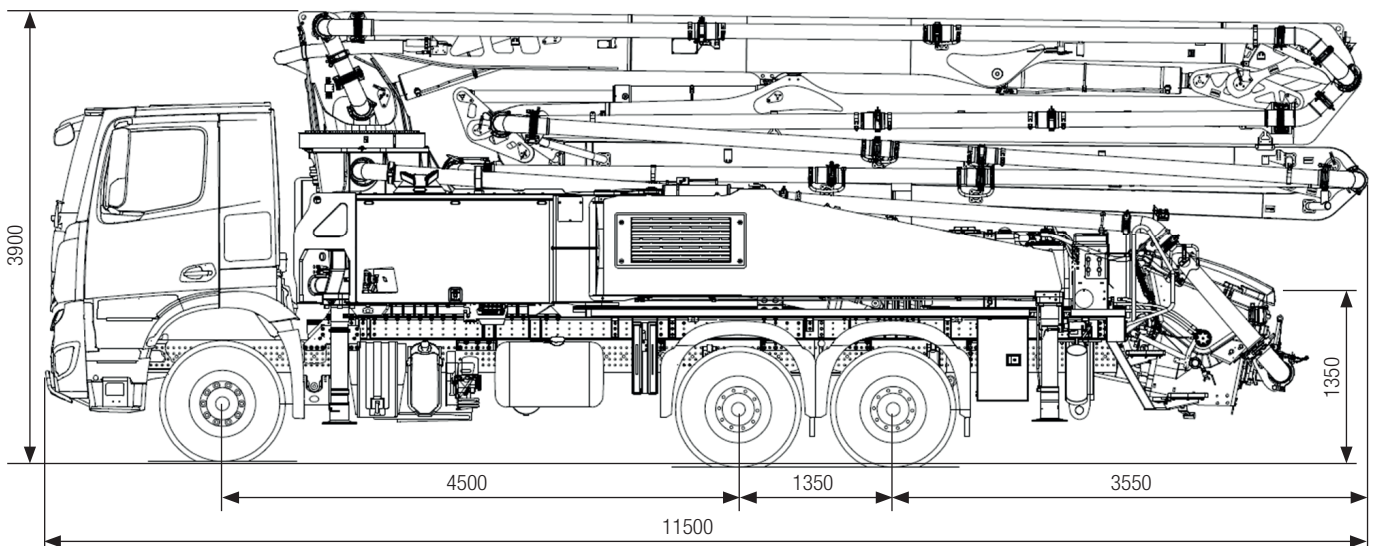
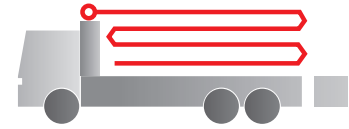


# Truck-mounted concrete pump

# BSF 33-4.16 H

Output up to 160 m<sup>3</sup>/h  
 Delivery pressure up to 130 bar\*



Note: Standard version. Dimensions and weights depend on truck, pump model and equipment.  
 Dimensions in mm for MB-Arocs 2640.  
 Illustrations show special equipment.

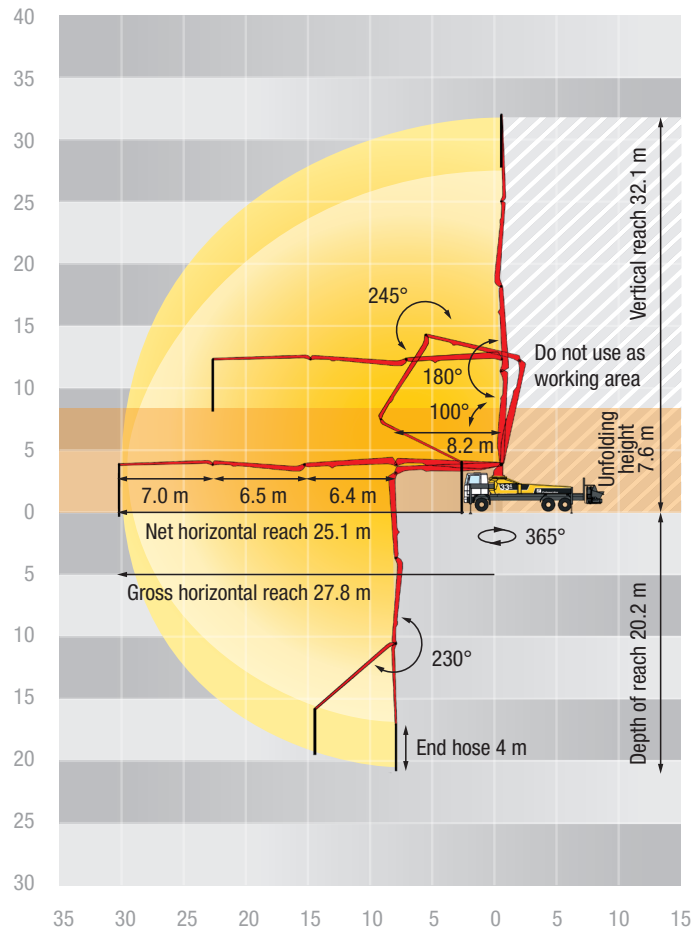
## Technical data

| Boom M 33-4      |       |        |
|------------------|-------|--------|
| Sections         |       | 4      |
| Reach height     | m     | 32.1   |
| Horizontal reach | gross | m 27.8 |
|                  | net   | m 25.1 |
| Reach depth max. | m     | 20.2   |
| Unfolding height | m     | 7.6    |
| End hose length  | m     | 4      |
| Folding system   |       | Z      |
| Delivery line    |       | DN 125 |

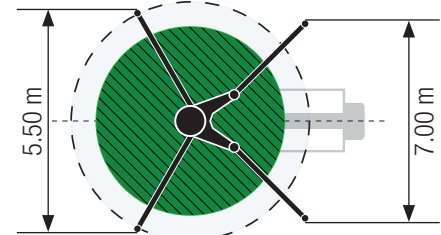
| Pump        |                   | BSF               | .16 H |
|-------------|-------------------|-------------------|-------|
| Rod side    | Output            | m <sup>3</sup> /h | 160   |
|             | Delivery pressure | bar               | 85    |
|             | Strokes           | 1/min.            | 31    |
| Piston side | Output            | m <sup>3</sup> /h | 108   |
|             | Delivery pressure | bar               | 130   |
|             | Strokes           | 1/min.            | 21    |
|             | Delivery cylinder | Ø mm              | 230   |
|             | Stroke            | mm                | 2100  |

\*) Delivery line boom max. 85 bar.  
 All data maximum theoretical.

## BSF 33-4 Reach information diagram, Support



### Standard



### OSS



Support width based on center of support leg

## Delivery scope Standard Line

|   |
|---|
| Agitator radio remote/on site controlled                                |
| Agitator safety switch off automatically, depending on pump application |
| Agitator safety switch off, RFID control with startup protection        |
| Boom tray switch with alarm unit „boom not in boom cradle“, RFID        |
| Bracket for hammer and trowel   |
| CAN-Bus system  |
| Cardan shaft maintenance free   |
| Central lubrication hopper, A-hinge and slew bearing                    |
| Chassis horn via remote control on hopper                               |
| Cleaning hose 10m incl. Bracket and spray nozzle                        |
| Compressed air connection rear side                                     |
| Concrete hopper with agitator   |
| Connection for filling water tank                                       |
| Connections for hydraulic emergency supply (boom)                       |
| Container for sponge balls  |
| Cooling unit integrated in support leg                                  |
| deck delivery line in standard quality                                  |
| Delivery cylinder chrome-plated   |

|   |
|---|
| Delivery line (1-layer)   |
| Delivery note box, plastics                                       |
| Diagnose interface  |
| End hose 4.0 m DN 125 5,5“  |
| Ergonic 2.0   |
| Ergonic Pump System (EPS) incl. Ergonic Output Control (EOC)      |
| Ergonomic water hose reel at riser pipe                           |
| Flushing water pump 160 l/min 25 bar                              |
| Fully extended support  |
| Hand rail left and guardrail right                                |
| Hinged elbow with cleaning port                                   |
| Hydraulic hose for replacement in hose pack                       |
| LED lighting hopper   |
| LED lighting modul control box, left and right side               |
| LED lighting of control points                                    |
| LED lighting pump/water tank                                      |
| Operating manual certified (1x paper, 1x CD-ROM), spare part list |
| Operation point at hopper for draining water pipe                 |
| Painting: 3-colored Putzmeister standard                          |

|   |
|---|
| Platform non-skid   |
| Radio remote control with Ergonic Graphic Display (EGD-RC)                      |
| Rubber collar on concrete hopper  |
| Safety eyebolt for maintenance at rotary head                                   |
| Setup frame screwed   |
| Soiling indicator hydraulic oil filter on RGD-RC (display radio remote control) |
| Spectacle wear plate DURO 22  |
| Splash guard, fixed   |
| Stainless step to platform right hand side                                      |
| S-transfer tube switchover fast/slow  |
| Support plates (4x)   |
| Swivel support plates   |
| tool set incl. standard equipment   |
| Towing eye  |
| Wash-out port lid with slide pin  |
| Water supply at hopper  |
| Water tank 700 l with level indication  |
| Wear resistant delivery line elbow with extension on both sides                 |