

STEP-UP 120A

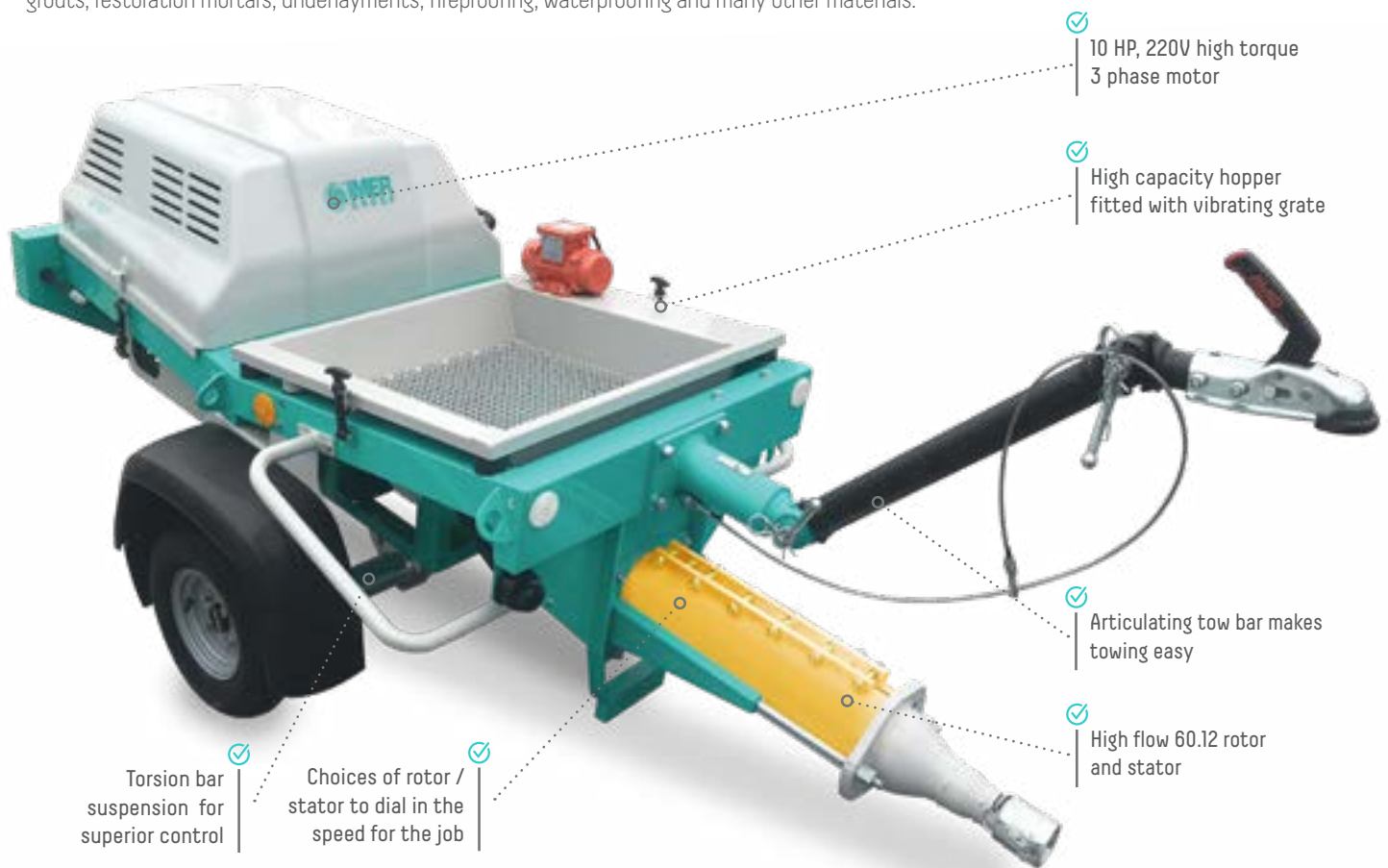
SCREW PUMP FOR SELF-LEVELING AND GROUTS



STEP-UP 120A | Model # 1106054 | 220V/60Hz, 3 Phase

QUIETLY SPRAY AND PUMP LARGE VOLUMES

Best described as a pure high flow material pump for self-leveling materials and non-shrink grouts. It's designed to give 9.5 cubic yard per hour performance efficiently and quietly in restricted job site environments. Its sole mission is to pump large quantities of material through its high flow rotor/stator pumping system. Pump or spray mortars, stuccos, grouts, restoration mortars, underlayments, fireproofing, waterproofing and many other materials.



- ✓ 10 HP, 220V high torque 3 phase motor
- ✓ High capacity hopper fitted with vibrating grate
- ✓ Articulating tow bar makes towing easy
- ✓ High flow 60.12 rotor and stator

- ✓ Torsion bar suspension for superior control
- ✓ Choices of rotor / stator to dial in the speed for the job

SHOTCRETE GUN

A low cost alternative to piston pumps. Add a towable compressor to the gun and feed from a ready-mix truck



OPTIONAL NON-TOWING KIT

Add the optional non-towing wheel kit with lifting handle for easy transport around the jobsite






























Technical specifications

	STEP-UP 120 A
Supply	220v/60Hz, 3 Phase
Motor power rate	10 hp
Max grain size	3/8 in
Flow rate	9.5 cu yds / hr
Max pumping distance	200 ft
Max pumping height	100 ft
Hopper capacity	4.25 cu ft
Dimensions	91 L x 32 W x 38 H in
Weight	616 Lbs
Sound pressure level	< 79 dB (A)

(*) The pumping distance will vary depending upon the type of material being used.



		STEP-UP 120 A APPLICATIONS		
		Pumping of grouts, self-leveling underlayments	Shotcrete	Grouts with 3/8" aggregate
Product / Part #		A	B	C
	Non-towing wheel kit Part # 1107633			
	33' of Ø 35mm hose Part # 1107528			
	33' of Ø 50mm hose Part # 1107533			
	Grate for premixed material Part # 1107569			
	50mm to 35mm material hose reducer Part # 1106178			
	Shotcrete gun Part # 1106250			
	Pintle tow ring Part # 1107161			
	2L6 Rotor/stator kit Part # 1107088			
	IM25L Rotor/stator kit Part # 1107149			

 Required  Optional

STANDARD EQUIPMENT 3 PHASE

- Three-phase 220V/60Hz motor – 10 HP
- Electric control panel
- Built-in low voltage electric remote control with 120' of cable
- 66' power supply cord
- 60.12 rotor-stator
- Vibrating grid
- 33' of 50mm hose (2 in)
- Accessory box

CONTROL PANEL THREE PHASE



- 1 On/Off switch
- 2 Current supply light
- 3 Emergency stop button
- 4 Rotor/stator forward/reverse
- 5 Vibrating grate switch
- 6 Safety default light